

ILLUCO

Beyond the Vision

Loupes and Headlights



reddot winner 2022
medical devices and technology



Through The Lens (TTL) Loupes | ITL Series


- TTL are made-to-measure specifically designed with a fixed barrel mounted into the loupe lens.
- Configuration is based on the users individual pupillary and working distance measurements.
- Ergonomic and remarkably lightweight with high resolution and various magnifications.
- Wide range of choices based on preference and convenience.
- Perfect clarity through exclusive Illuco optical design.
- Laser aligned optics for precise convergence angle.
- Wider field-of-view by attaching closer to eyes.



reddot winner 2022
medical devices and technology



2.5x Galilean | Black



▲ Laser aligned



5.5x Prismatic | Black

SPECIFICATIONS

Model/frame colour	Type	Magnification	Galilean (GL) Prismatic (PM)	FOV (cm) @45 cm	Working Distance (cm)	Resolution (lp/mm)	Weight (g) without spectacle
DER-LOU-1001 (black) DER-LOU-1053 (silver) DER-LOU-1002 (pink)	TTL	2.5x	GL	15.0	35 - 55	8	15.00
DER-LOU-1003 (black) DER-LOU-1054 (silver) DER-LOU-1004 (pink)	TTL	3.0x	GL	11.0	35 - 55	10	44.00
DER-LOU-1005 (black) DER-LOU-1055 (silver) DER-LOU-1006 (pink)	TTL	3.5x wide	GL	10.5	35 - 55	9	46.00
DER-LOU-1011 (black) DER-LOU-1058 (silver) DER-LOU-1012 (pink)	TTL	3.5x	PM	9.0	35 - 55	10	46.00
DER-LOU-1007 (black) DER-LOU-1056 (silver) DER-LOU-1008 (pink)	TTL	4.5x	PM	8.0	35 - 55	10	52.00
DER-LOU-1009 (black) DER-LOU-1057 (silver) DER-LOU-1010 (pink)	TTL	5.5x	PM	7.0	35 - 55	15	52.00
DER-LOU-1047 (black) DER-LOU-1059 (silver) DER-LOU-1048 (pink)	TTL	6.5x	PM	6.5	35 - 55	15	54.00

TTL Angled Loupes | IAL Series

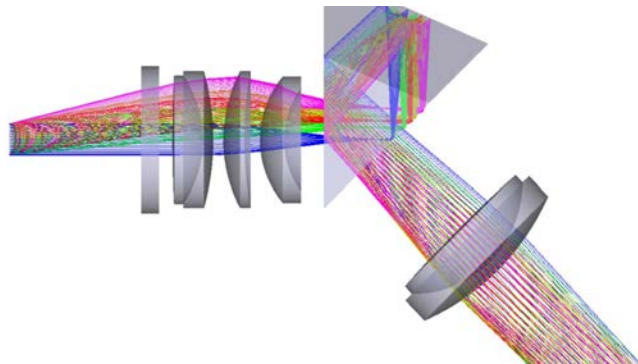
- Facilitates comfortable head and neck position for long durations.
- Reduce eye fatigue as well as back and neck pain.
- Prolongs comfortable wearable time.
- Outstanding modern design with a smooth curved shape.
- Recommend from a long-term perspective.



The angled lens allows you to work in a more ergonomic posture, with a comfortable view

3.5x 4.5x Prismatic | Black

Prismatic loupes use a prism to manipulate object perception, meaning higher magnification is possible while keeping the loupe compact and lightweight



SPECIFICATIONS

Model	Type	Magnification	Prismatic (PM)	FOV (cm) @45 cm	Working Distance (cm)	Resolution (lp/mm)	Weight (g) without spectacle
DER-LOU-1063 (black) DER-LOU-1065 (silver) DER-LOU-1064 (pink)	Angled	3.5x	PM	10.5	30~75	13	44.00
DER-LOU-1066 (black) DER-LOU-1068 (silver) DER-LOU-1067 (pink)	Angled	4.5x	PM	8.0	30~75	13	48.00

Flip-up Loupes | IFL Series

- Easily adjustable pupil distance to your preference.
- Individual adjustment the left and right pupil distance.
- Removable prescription lens.
- Mount directly on your own frame.


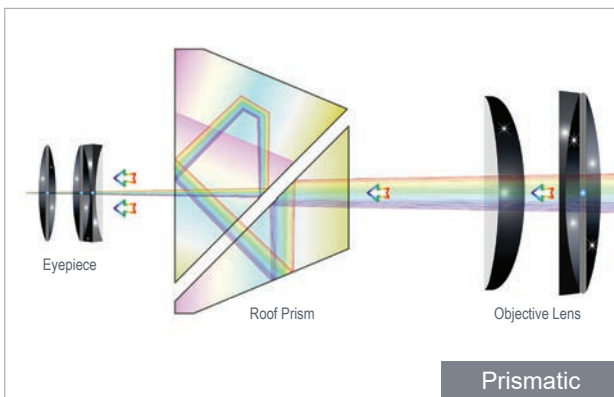


3.5x Pink frame/White loupe



3.5x Black frame/Back loupe

Illuco specialises in optical engineering to produce the highest quality lenses



SPECIFICATIONS

Model Frame and Loupe colour	Type	Magnification	Galilean (GL)	FOV (cm) @45 cm	Working Distance (WD) (cm)	Resolution (lp/mm)	Weight (g) without spectacle
DER-LOU-1039 (black/black) DER-LOU-1061 (silver/black) DER-LOU-1042 (pink/white)	Flip-up	3.5x	GL	10.5	35cm	9	49.00
DER-LOU-1038 (black/black) DER-LOU-1060 (silver/black) DER-LOU-1041 (pink/white)	Flip-up	3.5x	GL	10.5	45cm	9	49.00
DER-LOU-1040 (black/black) DER-LOU-1062 (silver/black) DER-LOU-1043 (pink/white)	Flip-up	3.5x	GL	10.5	55cm	9	49.00

Wired Headlight

IHL-1000 DER-LOU-1016

- Uniform and Vivid Round Spot and Illumination over run time
- Compatible adapters to fit most manufactures' loupes
- Max 45,000 lux
- 6 ~ 8 Hours run-time
- 20g, lightweight without battery
- Fast USB C charging



Optical systems designed and manufactured for consistent ray uniformity over working distance range



Head band suitable for wired or wireless headlight
DER-LOU-1022

SPECIFICATIONS

Weight	214g
Light intensity	45000 lux
Color temperature	6000K
Focus beam size (@ 400mm)	105mm
LED life	50,000 hr
Battery Type	3.7V, 4800mAh
Battery Life	6 ~ 8 hr
Charging time	3.5 hr
Battery life time	500 Recharge cycles
UV filter	included
LOW BATT indicator	LED
Indication of the battery recharge condition	6 levels

Wireless headlight

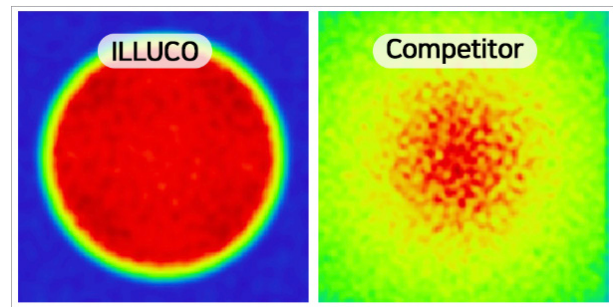

IHL-2000



reddot winner 2022
medical devices and technology



Silver wireless battery DER-LOU-1017



BEAM QUALITY












Gold wireless battery DER-LOU-1026

- Cable-free
- Quick battery change
- Uniform, vivid round spot over run time
- Max 35,000 lux
- 4+ Hours run-time (2+ hrs per battery)
- Continuous run-time can be achieved with two batteries
- 37g - lightweight with battery
- Touch sensor - on/off, 3 step bright control
- Fast USB C charging
- Compatible adapters to fit most manufactures' loupes

SPECIFICATIONS

Weight	37g
Light intensity	35,000 lux
Color temperature	6000K
Focus beam size (@ 400mm)	105mm
LED life	50,000 hr
Battery Life	120 min
Charging time	120 min
Battery life time	500 Recharge cycles
Curing filter	included
LOW BATT indicator	LED / alert
How to attach to battery	magnet
touch sensor	included
Indication of the battery recharge condition	included
Charging pad	included
Maximum heat-generating temperature	35 degree

Accessories

Image	Item	Code	Compatibility with other company products	TTL	Flip-up	Wired	Wireless
	IHL-1000 Additional Battery	DER-LOU-1018				•	
	IHL-2000 Additional Battery (1 piece)	DER-LOU-1019					•
	Prescription lens for Loupes (1 piece)	DER-LOU-1020		•	•		
	Headband for Headlight	DER-LOU-1022				•	•
	Universal Adapter for Headlight	DER-LOU-1025	•			•	•
	Clamp Type Adapter for Headlight	DER-LOU-1027	•			•	•
	Belt Clip for Wired Headlight	DER-LOU-1029				•	
	UV Filter	DER-LOU-1030				•	•
	Head strap	DER-LOU-1031	•	•	•	•	•

WORKING DISTANCE FOR FLIP-UP LOUPES

Your ideal working distance will be determined by your height and your operational position.

Your Height	Seated position	Standing position
150 - 170cm	30cm	35cm
171 - 178cm	35cm	45cm
179 - 183cm	40cm	50cm
184cm +	45cm	55cm

How to Choose the Right Loupes for You

MAGNIFICATION, WORKING DISTANCE AND PRESCRIPTION

Are you new to Loupes?

- Is your intended use for long or short surgeries? This will determine the best configuration for you. Consider if you prefer a Flip-up loupe, which can be adjusted for multiple users for any situation, whereas TTL loupes are made-to-measure for one person in one posture - standing or seated.
- New users should choose a low magnification, this means minimal adjustment for best hand-eye coordination and a greater field of view. The most common magnification for a new user is 2.5x.
- The standard working distance is 45cm, however 35cm and 55cm are also available, which is determined by your height, and whether you operate from a standing or seated position.

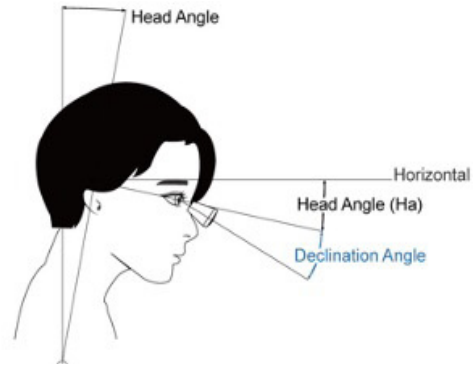

TTL PRESCRIPTION



FLIP-UP PRESCRIPTION



SHARE THE LINK WITH YOUR OPTOMETRIST



- Pupillary distance measurements are important for both TTL and Flip-up loupes. Flip-ups are easily adjustable, whereas TTL loupes need to be measured more precisely for the perfect fit.
- The two types of loupes are:
 - **Galilean**, offers lower magnification, and as magnification increases, field-of-vision decreases. They are ideal for first time users.
 - **Prismatic**, have a higher magnification and a wider field-of-vision. Your exact prescription will best be determined by your optometrist/ophthalmologist.

APPLICATIONS

Speciality Type	Magnification	Recommended Loupe Type
Dermatology/Plastic Surgery/GP Skin Cancer/General Surgery	2.5x / 3.5x / 4.5x / 5.5x / 6.5x	TTL / Flip-up / Angled
Dental General	2.5x / 3.5x	TTL / Flip-up
Dental Endodontics and Periodontology Surgical Procedures	2.5x / 3.5x / 4.5x / 5.5x	TTL / Flip-up / Angled
ENT/Ophthalmology/Veterinary	2.5x / 3.5x	TTL / Flip-up

ILLUCO LOUPES VIDEO



**AUSTRALIAN
DERMATOLOGY
EQUIPMENT**

A DIVISION OF ECOMED

5/30 Foundry Rd, Seven Hills NSW 2147 AU
E: info@ausderm.com www.ausderm.com