



**SPACELABS  
HEALTHCARE**

ARRHYTHMIA DIAGNOSTICS  
LifeScreen™ Pro Event Screening System

Rapid results  
for a faster path  
to care

**ECOMED**  
Serving The HealthCare Industry

# The intelligent way to go

Find significant arrhythmias from **3 million** or more beats

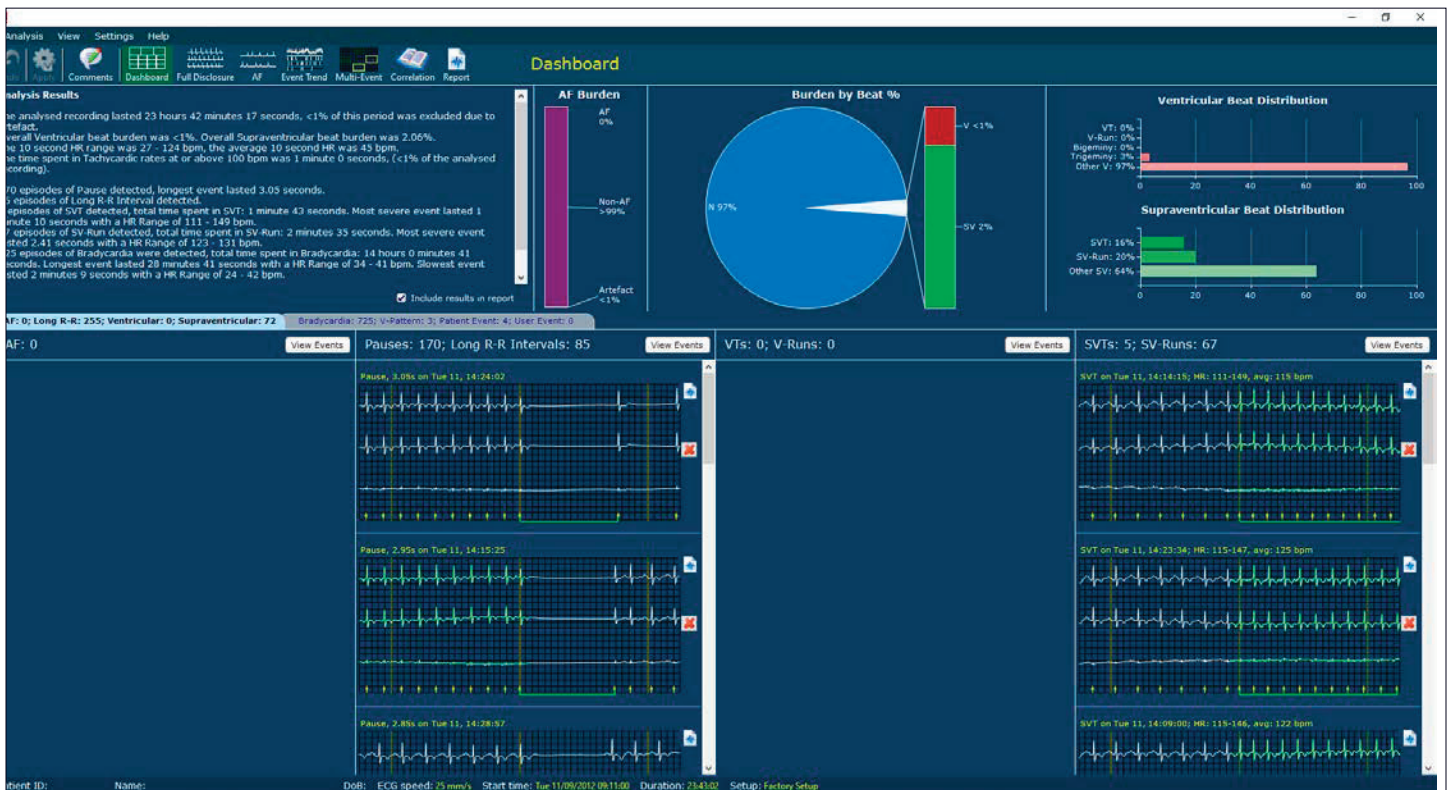


The Spacelabs LifeScreen Pro Event Screening System is key to a high diagnostic yield for patients with suspected or intermittent arrhythmias, providing fast, assisted analysis when and where it's needed so patients can continue on the care pathway as soon as possible. Interactive tools help refine this rich and relevant analysis with just a few clicks.

## Greater understanding, faster

LifeScreen Pro saves analysis time and can provide a result soon after the recorder is returned. Use it to triage recordings, providing very fast results for a large proportion of recordings.

LifeScreen Pro is an element of Spacelabs Runway™ architecture, so you can integrate it into your information ecosystem with ease.



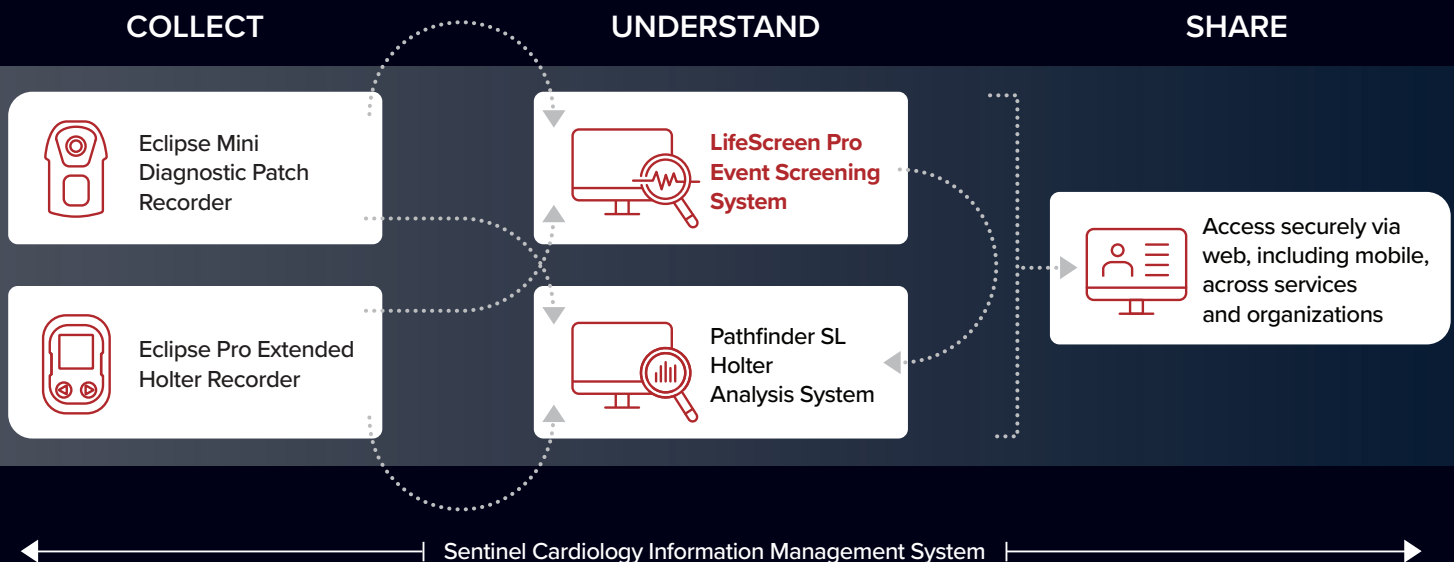
With Holter recordings up to 30 days, LifeScreen Pro quantifies arrhythmic events, including the burden and distribution of atrial fibrillation, and correlates patient symptoms.



Help patients understand the results of the diagnostic test by reviewing the comprehensive summary report together. With local access to LifeScreen Pro, you don't have to wait for an external service to provide the report, sometimes avoiding the need for a second visit.

## Intelligently working together for high team performance

With Spacelabs, recordings and reports can be moved freely between recorders and analysis systems before being passed to the EMR for wider access. Use LifeScreen Pro for Event Screening of Eclipse™ Mini Diagnostic Patch Recorder 30-day data and also to triage Eclipse™ Pro Extended Holter Recorder data. LifeScreen Pro can also pass more complex ECG segments to the Pathfinder® SL Holter Analysis System for more in-depth analysis evaluation, sometimes avoiding the need for a second recording.



# Use the intelligence, keep the control

Analyzing 3 million beats or more requires extraordinary support. LifeScreen Pro provides smart automation and allows you to control and interact with the data. Analysis includes overall burdens, atrial fibrillation and abnormal beat distributions. The analysis dashboard keeps you in control.

## Smart workflow with guided editing and tools

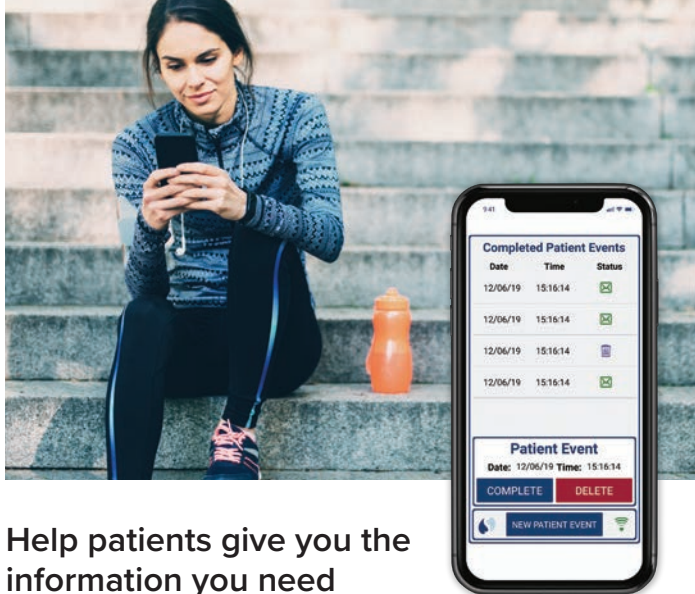


Rapidly view and edit events and add the most severe events to the summary report. The full-disclosure ECG can be rapidly and clearly viewed to verify the analysis, clean up areas of artifact, and identify events. Scroll and zoom functions are available on a single display or on a synchronized second display.

## Trends deepen the insight



Atrial fibrillation episodes are automatically detected, but can also be quickly viewed and edited for the final report. LifeScreen Pro also has an event trend for up to 30 days of ECG analysis, including a heart rate range graph that can be used to identify periods of heart rate turbulence and rhythm disturbance.



## Help patients give you the information you need

The smartphone app makes it easy for your patients, including younger people with high levels of physical fitness, to select and record events.

Bluetooth connectivity allows the recorder to embed the event text right into the recording, avoiding the need to read and manually enter patient event data from a paper diary, saving time and helping to avoid transcription errors.



Symptomatic events can be viewed, adjusted, added to the final report, and correlated to non-symptomatic arrhythmias.



## Our team is your team

*“I keep going until I see that moment when it all clicks.”*

*“What I’ve found most effective in training is to provide practical, real-life scenarios and as much hands-on time as possible. I want to make sure our customers are prepared for any potential situation they might face.”*

– **Brandon Stark**  
Clinical Education Specialist  
Spacelabs Healthcare  
USA

# Meaningful review



Final reports can display up to 30 days of results, including commentary, arrhythmia burden graphs, a comprehensive atrial fibrillation section, patient symptom correlation, and relevant ECG strips.

Packaging and sharing your diagnosis is where your knowledge comes to life. Spacelabs makes it easy to quickly oversee arrhythmias in extended recordings.

## Simple, relevant reports

Edit events and generate reports for immediate distribution to other clinicians or the patient record, or review with a patient using the convenient results dashboard. LifeScreen Pro is suited to triaging Holter and Patch recordings, reducing turnaround times and identifying segments of particular interest.

## Go in-depth when needed

LifeScreen Pro can pass segments of Eclipse Mini recordings to Pathfinder SL for more in-depth analysis, which may speed up detailed diagnosis and avoid the need for a second recording.

## Work where you want to

Save time and effort by preparing the recording and downloading, analyzing, and reporting from whichever physical location you prefer. The Spacelabs Sentinel® Cardiology Information Management System can be accessed from any web client, so you can use desktop, tablet, or mobile workstations to work from other rooms in the hospital, community clinics, family practice, or scanning centers.


Sentinel also manages data from Spacelabs OnTrak ABP, resting ECG, stress devices, and third-party devices. With single sign-on and role-based access, it supports data protection requirements and regulations with data encryption, a secure connection, and an audit trail.



## With you all the way

Spacelabs pioneered modern arrhythmia diagnostics and continues to offer solutions that do more to help you provide the experience your patients expect while helping you manage your resources to meet today's realities. From strategic planning through post-installation support, count on Spacelabs for the right people, products, and TeamUp™ services, where and when you need them.

Not only does Sentinel pass recordings to LifeScreen Pro for rapid analysis, but it also works with Pathfinder SL for in-depth analysis. In some cases, this can save time and avoid the need for a second recording.





## At Spacelabs, everything starts with a mission.

The greatest advances in healthcare have taken place because somebody, somewhere was on a mission. Ours began decades ago in the early days of the space program when our founders joined with high-performing teams of NASA scientists and engineers to develop the first cardiac monitoring systems for astronauts. Then as now, there are no limits to what people can achieve when working together.